



END USER INSTRUCTIONS - READ BEFORE USE

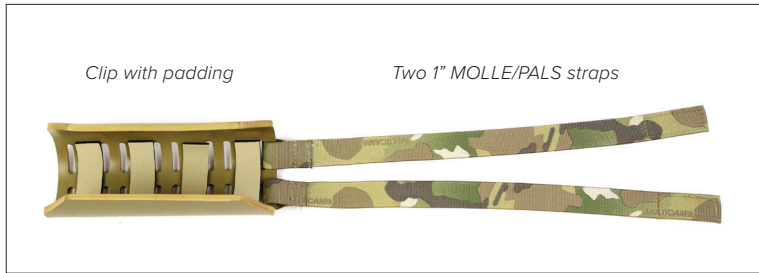
PRODUCT NAME:

LAAW Clip™

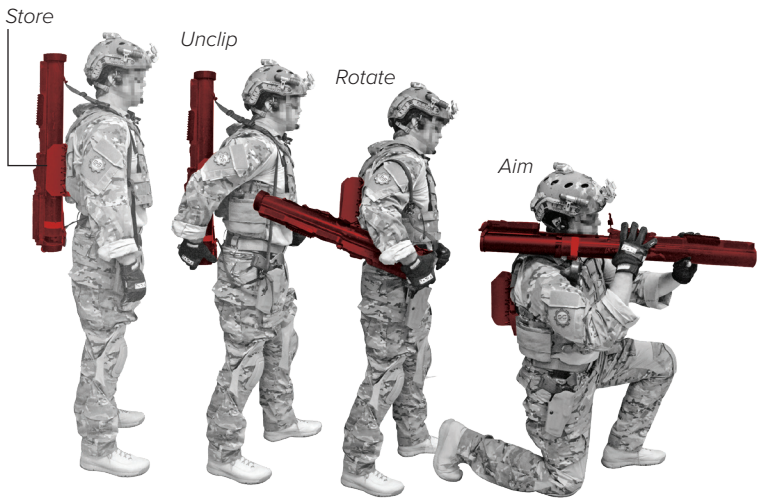
PART NUMBER:

LC-0001

PACKAGE INCLUDES:



IN USE:



ATTACH TO PF-M™ WITH MOLLE/PALS STRAPS




1

Lay back plate flat. Insert the stiffened tabs of the MOLLE/PALS strap from the LAAW Clip™ into the right side of the PF-M (if right handed).



2

Weave MOLLE/PALS strap into the LAAW Clip™ and the frame slots of the product as shown above. Tighten to secure. Repeat for each strap.



3

To lock in place, tuck stiffened tab under the bottom slot of the frame.



4

LAAW Clip is attached to the back plate.



5

Insert the LAW Rocket into the LAAW Clip™ in a secure vertical position.