



END USER INSTRUCTIONS - READ BEFORE USE

PRODUCT NAME:


# PlateFrame™ Cummerbund Adapter

PART NUMBER:  
**PFA-CBAXX**


## MOUNTING TO THE PLATEFRAME™




**1** Package includes 2 adapters. Unfold straps as shown above.




**2** Position the cummerbund to be attached to the PlateFrame. Arrows indicate what slots the straps will go through.




**3** Weave straps through the holes shown above.




**4** Once woven through the PlateFrame slots, weave the straps through the cummerbund slots on the side of the PlateFrame.




**5** Weave strap through plastic piece and into the first slot that is cut in the cummerbund adapter as indicated by arrows.



**6** Once both straps are placed into the first slot, pull the straps out of the second slot.



**7** Tuck the end of the strap into the last slot in the cummerbund adapter.



Adapter is secure.