



END USER INSTRUCTIONS - READ BEFORE USE

PRODUCT NAME:

Smoke Grenade Pouch

PART NUMBER:

PFRP-SG



1


For Non-Standard MOLLE/PALS (ONLY)

Insert MOLLE/PALS strap into top thin slot of pouch located directly below MOLLE/PALS strap (look under label), and back out the thin slit 1/2" below the top slot.



2


Weave MOLLE/PALS strap into the MOLLE/PALS of the carrier.



3


For Non-Standard MOLLE/PALS (ONLY)

Secure MOLLE/PALS strap by tucking it back into the MOLLE/PALS pouch, 2 slots up from the bottom of pouch.



3A. For Standard MOLLE/PALS (ONLY) Secure MOLLE/PALS strap by tucking it back into the MOLLE/PALS pouch, 1 slots up from the bottom of pouch.

SLOTS Used For Non-Standard MOLLE/PALS



OPEN CAMERA TO VIEW USER INSTRUCTIONS OR VISIT WWW.SSPGEAR.COM/END-USER-INSTRUCTIONS

